

# QUANTUM

Carcase Edging Guide

# Colour Palettes

Here is the complete list of colours available in both Palette One and Palette Two. Please note that we are unable to provide RAL codes for these painted colours. Also listed below are details of the closest carcass colour match, however, these can be changed to suit the customer's wishes. Please see footnote at bottom of page regarding colour variation.

- » Matt and Gloss paint maintenance kits are available to order for Palette One. These include paint in a handy pen and wax.
- » For Palette 2, you can choose from Care Kits (pen, soft wax & applicator), paint (ordered per litre) and aerosol paint cans.

## Palette One

| Colour         |  | Closest Carcase Colour Match |
|----------------|--|------------------------------|
| Bay Green      |  | No Match                     |
| Cadet          |  | No Match                     |
| Carbon         |  | Black Textured               |
| Cashmere       |  | Cashmere                     |
| Chalk          |  | Porcelain                    |
| Chalk Blue     |  | Fjord                        |
| Charcoal       |  | No Match                     |
| China Blue     |  | No Match                     |
| Copse Green    |  | Fir Green                    |
| Dove Grey      |  | Light Grey                   |
| Dry Rose       |  | No Match                     |
| Dust Grey      |  | Dust Grey                    |
| Georgian Red   |  | No Match                     |
| Graphite       |  | Graphite                     |
| Hartforth Blue |  | Indigo                       |
| Inkwell        |  | No Match                     |
| Ives Blue      |  | No Match                     |
| Majestic Teal  |  | No Match                     |
| Malbec         |  | No Match                     |
| Mussel         |  | Mussel                       |
| Olive          |  | No Match                     |
| Partridge Grey |  | Light Grey                   |
| Pimento        |  | No Match                     |
| Porcelain      |  | Porcelain                    |

| Colour        |  | Closest Carcase Colour Match |
|---------------|--|------------------------------|
| Putty         |  | No Match                     |
| Regents Green |  | No Match                     |
| Regiment      |  | Reed Green                   |
| Sage          |  | No Match                     |
| Silver Grey   |  | Silver Grey                  |
| Slate         |  | No Match                     |
| Stone         |  | No Match                     |
| Storm Blue    |  | No Match                     |
| Taupe Grey    |  | Taupe Grey                   |
| Truffle       |  | No Match                     |
| White         |  | Alpine White                 |

## Palette Two

| Colour          |  | Closest Carcase Colour Match |
|-----------------|--|------------------------------|
| Airforce        |  | No Match                     |
| Brilliant White |  | Alpine White                 |
| Cardamom        |  | No Match                     |
| Cashmere        |  | Cashmere                     |
| Deep Forest     |  | Fir Green                    |
| Deep Heather    |  | No Match                     |
| Dust Grey       |  | Dust Grey                    |
| Graphite        |  | Graphite                     |
| Gun Metal Grey  |  | Monument Grey                |
| Heritage Green  |  | No Match                     |
| Indigo          |  | Indigo                       |
| Ivory           |  | Alabaster                    |
| Lava            |  | Lava                         |
| Lavender Grey   |  | No Match                     |
| Light Grey      |  | Light grey                   |
| Light Teal      |  | Fjord                        |
| Marine          |  | No Match                     |
| Mussel          |  | Mussel                       |
| Pantry Blue     |  | No Match                     |
| Parisian Blue   |  | No Match                     |

PLEASE NOTE: The closest carcass colours shown here are considered to be an acceptable match in most environments. It is recommended to always compare physical samples of door colour and carcass colour when looking to match the two.

Differences in shade variation are to be expected. By providing the above information, no responsibility will be held by the manufacturer in the event that the variation between colours is deemed unacceptable.

# Colour Palettes

| Palette Two (cont.) |  | Closest Carcase Colour Match |
|---------------------|--|------------------------------|
| Porcelain           |  | Porcelain                    |
| Sage Green          |  | No Match                     |
| Shell               |  | No Match                     |
| Slate Blue          |  | No Match                     |
| Stone               |  | No Match                     |
| Stone Grey          |  | Stone Grey                   |
| Taupe Grey          |  | Taupe Grey                   |
| Vintage Pink        |  | No Match                     |
| Viridian            |  | No Match                     |
| Willow              |  | No Match                     |

## Brook

| Colour     |  | Closest Carcase Colour Match |
|------------|--|------------------------------|
| Cashmere   |  | Cashmere                     |
| Dust Grey  |  | Dust Grey                    |
| Graphite   |  | Graphite                     |
| Light Grey |  | Light Grey                   |
| Marine     |  | No Match                     |
| Porcelain  |  | Porcelain                    |
| White      |  | Alpine White                 |

## Croyde

| Colour     |  | Closest Carcase Colour Match |
|------------|--|------------------------------|
| Cashmere   |  | Cashmere                     |
| Dust Grey  |  | Dust Grey                    |
| Graphite   |  | Graphite                     |
| Indigo     |  | Indigo                       |
| Light Grey |  | Light Grey                   |
| Porcelain  |  | Porcelain                    |
| White      |  | Apline White                 |

PLEASE NOTE: The closest carcass colours shown here are considered to be an acceptable match in most environments. It is recommended to always compare physical samples of door colour and carcass colour when looking to match the two.


## Holne

| Colour         |  | Closest Carcase Colour Match |
|----------------|--|------------------------------|
| Cashmere       |  | Cashmere                     |
| Dust Grey      |  | Dust Grey                    |
| Graphite       |  | Graphite                     |
| Heritage Green |  | No Match                     |
| Indigo         |  | Indigo                       |
| Ivory          |  | Alabaster                    |
| Light Grey     |  | Light Grey                   |
| Mussel         |  | Mussel                       |
| Porcelain      |  | Porcelain                    |



















Differences in shade variation are to be expected. By providing the above information, no responsibility will be held by the manufacturer in the event that the variation between colours is deemed unacceptable.

# Colour Palettes







## Linden

| Colour                |   | Closest Carcase Colour Match |
|-----------------------|---|------------------------------|
| Anthracite Metal Rock |    | Anthracite Metal Rock        |
| Carbon Marine Wood    |    | Carbon Marine Wood           |
| Cascina Pine          |    | Cascina Pine                 |
| Cashmere              |    | Cashmere                     |
| Charcoal Flow         |    | Charcoal Flow                |
| Colonial Grange Oak   |    | Colonial Grange Oak          |
| Concrete Flow         |    | Concrete Flow                |
| Dark Atelier          |    | Dark Atelier                 |
| Dust Grey             |    | Dust Grey                    |
| Fjord                 |    | Fjord                        |
| Glazed Halifax Oak    |    | Glazed Halifax Oak           |
| Light Atelier         |    | Light Atelier                |
| Light Grey            |    | Light Grey                   |
| Monument Grey         |    | Monument Grey                |
| Natural Halifax Oak   |   | Natural Halifax Oak          |
| Niagara Green         |  | Niagara Green                |
| Onyx Grey             |  | Onyx Grey                    |
| Pebble Grey           |  | Pebble Grey                  |
| Platinum Grange Oak   |  | Platinum Grange Oak          |
| Porcelain             |  | Porcelain                    |
| Sand Gladstone Oak    |  | Sand Gladstone Oak           |
| Sand Grange Oak       |  | Sand Grange Oak              |
| Taupe Grey            |  | Taupe Grey                   |
| Tobacco Gladstone Oak |  | Tobacco Gladstone Oak        |
| Tobacco Halifax Oak   |  | Tobacco Halifax Oak          |
| Tyrolean Blue         |  | Tyrolean Blue                |
| White Chromix         |  | White Chromix                |
| White Grey            |  | White Grey                   |
| White Halifax Oak     |  | White Halifax Oak            |

## Manston

| Colour                |   | Finish | Closest Carcase Colour Match    |
|-----------------------|---|--------|---------------------------------|
| Antique Rose          |    | Matt   | No Match                        |
| Black                 |    | Matt   | Black Textured/<br>Shadow Black |
| Black Pietra Grigia   |    | Matt   | No Match                        |
| Cashmere              |    | Matt   | Cashmere                        |
| Cashmere              |    | Gloss  | Cashmere                        |
| Dust Grey             |    | Matt   | Dust Grey                       |
| Dust Grey             |    | Gloss  | Dust Grey                       |
| Fjord                 |    | Matt   | Fjord                           |
| Graphite              |    | Matt   | Graphite                        |
| Graphite              |    | Gloss  | Graphite                        |
| Indigo                |    | Matt   | Indigo                          |
| Light Grey            |    | Matt   | Light Grey                      |
| Light Grey            |    | Gloss  | Light Grey                      |
| Light Grey Metal Rock |    | Matt   | No Match                        |
| Noble Green           |   | Matt   | Fir Green                       |
| White                 |  | Matt   | Alpine White                    |
| White                 |  | Gloss  | Alpine White                    |
| White Levanto Marble  |  | Matt   | No Match                        |

## Silverton

| Colour     |   | Closest Carcase Colour Match |
|------------|---|------------------------------|
| Cashmere   |  | Cashmere                     |
| Dust Grey  |  | Dust Grey                    |
| Graphite   |  | Graphite                     |
| Indigo     |  | Indigo                       |
| Light Grey |  | Light Grey                   |
| Porcelain  |  | Porcelain                    |

PLEASE NOTE: The closest carcass colours shown here are considered to be an acceptable match in most environments. It is recommended to always compare physical samples of door colour and carcass colour when looking to match the two.

Differences in shade variation are to be expected. By providing the above information, no responsibility will be held by the manufacturer in the event that the variation between colours is deemed unacceptable.

